

Airplane Shaped Piggy Bank!



Build your own piggy bank airplane, save up some coin fuel, and let's take off!


Instruction

- 1 Cut out the paper parts (body A, body B) by cutting along the black lines.

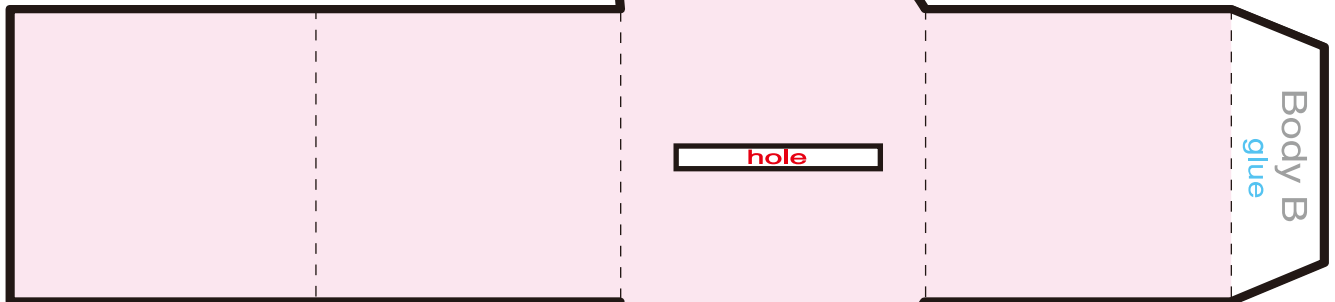
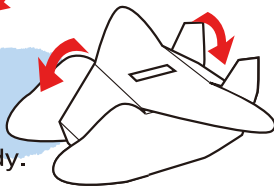
Be careful!

Use a cutter to make a hole.

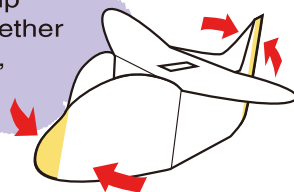
- 2 Fold the dotted line with a mountain fold.
- 3 First, glue body A on and assemble it.



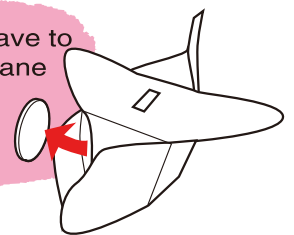
- 4 Cover Body A with Body B so that the wings are up, and combine the two. Then glue Body B to the body.



- 5 Finally, stick the tip and back end together like an illustration, and you're done!



★ You don't have to break the plane to get your coins out.



SC20
JSS3/TOKI
JAXA Supercomputer System
Generation 3